



# Philharmonic Orchestra of the Americas

Alondra de la Parra, Founder and Artistic Director



## MUSIC WORKBOOK - 2010

Name \_\_\_\_\_

Class \_\_\_\_\_



The **Philharmonic Orchestra of the Americas** has more than 60 musicians.

It celebrates the music of the Americas.

Like most orchestras it has four families of instruments:

- Strings
- Woodwinds
- Brass
- Percussion



**Alondra de la Parra**

- Alondra de la Parra started playing piano and cello at her school in Mexico City in first grade.
- At 13, she decided to become an orchestra conductor.
- When she was 19, she moved to New York to study piano.
- Alondra founded POA in 2003.
- Now Alondra conducts many of the most famous orchestras in the world.



**Justin Hines**

- Justin started playing percussion in his parents' kitchen, banging the pots and pans with wooden spoons.
- Now he plays fancier percussion instruments like the drums, cymbals and the tambourine.
- He also teaches and writes music.
- Justin went to a boarding high school for music in Michigan. Then he went to college to play music in Ohio and New York.
- You might know him as the host of Chamber Music Society of Lincoln Center's Chamber Music Beginnings concert series.

|                     | <u>Alondra</u> | <u>Justin</u>   |
|---------------------|----------------|-----------------|
| Favorite Composer   | Gustav Mahler  | Igor Stravinsky |
| Favorite Food       | Mexican        | Sushi           |
| Favorite City       | Buenos Aires   | San Francisco   |
| Favorite Instrument | Cello          | Triangle        |

## Composers



### Astor Piazzolla

- When Astor was 8 years old, his father gives him his first bandoneón, which looks almost like an accordion.
- He grew up in New York City, but moved back to Buenos Aires (Argentina) when he was 16.
- When he was 19, Piazzolla joined the best tango band in Buenos Aires.
- He tried to write strictly classical music and critics did not like it.
- Then he started mixing tango and classical music. This music became very popular all over the world.
- In 1987 he played a concert in Central Park in front of a huge audience.
- At the end of his life he had written over 1000 pieces.



### Silvestre Revueltas

- Silvestre Revueltas was born on the last day of 1899, in Santiago Papasquiaro, a small town in the north of Mexico.
- When his family moved to Mexico City, he studied at the National Conservatory of Music.
- He finished his musical education at the Chicago College of Music.
- With his friend Carlos Chávez, he helped to support Mexican modern classical music.
- His most famous piece is *Sensemaya* (1938). It is based on a poem that describes a snake chant.

POA celebrates the music of the Americas.

How many countries can you find? Connect the country's name to its place on the map

Canada

Venezuela

Mexico

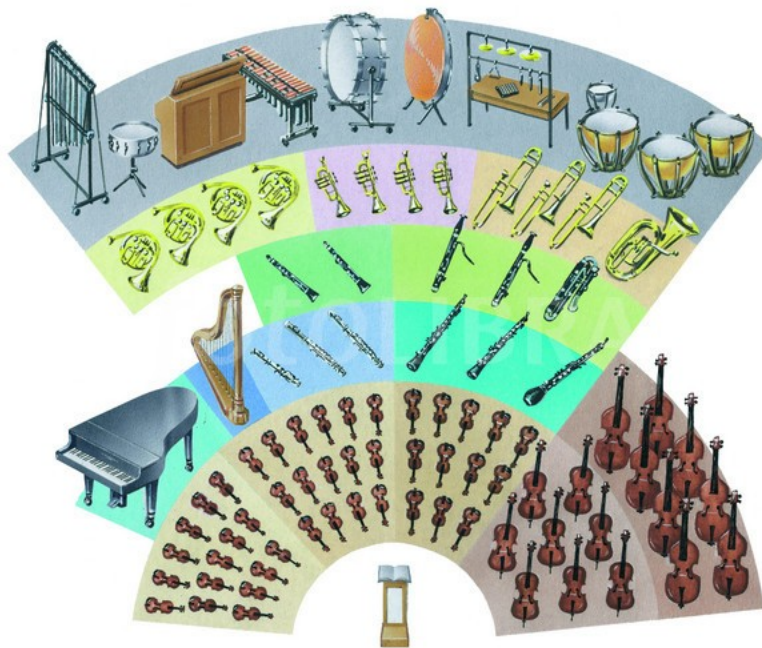
Brazil

Chile

Argentina



### Map of the Orchestra



# Percussion Instruments

What makes a percussion instrument? You have to...


\_\_\_\_\_ it

\_\_\_\_\_ it

or

\_\_\_\_\_ it

How many percussion instruments can you name?



## Create your Own Rhythm

X    Play  
    Rest

Example:

|   |  |   |  |   |   |  |  |
|---|--|---|--|---|---|--|--|
| X |  | X |  | X | X |  |  |
|---|--|---|--|---|---|--|--|

Yours:

|  |  |  |  |  |  |  |  |
|--|--|--|--|--|--|--|--|
|  |  |  |  |  |  |  |  |
|--|--|--|--|--|--|--|--|

Create your own rhythm using...

/    Short  
    Long

Example:

|  |                       |  |
|--|-----------------------|--|
|  | / ____ // ____ ____ / |  |
|--|-----------------------|--|

Yours:

|  |
|--|
|  |
|--|

## Vocabulary 1

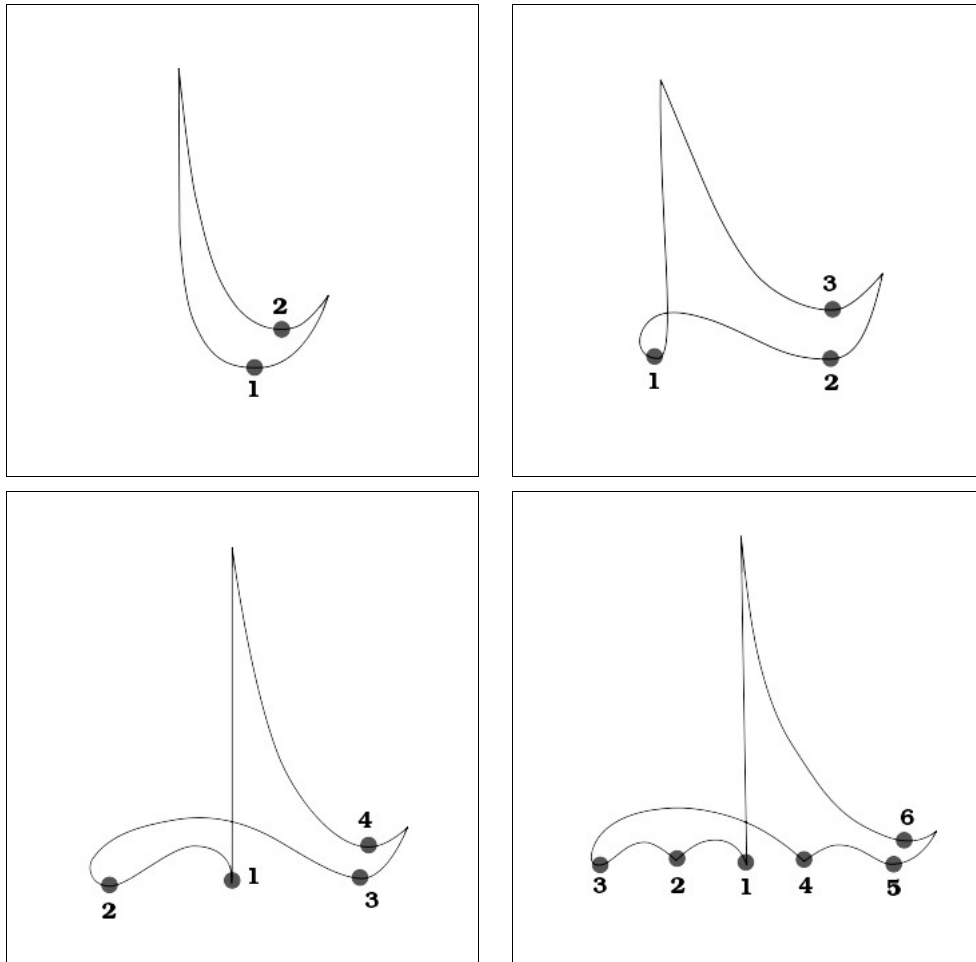
|                  |  |
|------------------|--|
| Rhythm:          |  |
| Beat:            |  |
| Call & Response: |  |
| Orchestra:       |  |
| Composer:        |  |
| Conductor:       |  |

# The Conductor



Conducting is the act of directing a musical performance by way of visible gestures. Orchestras, choirs, concert bands and other musical ensembles often have conductors.

## Conducting Patterns

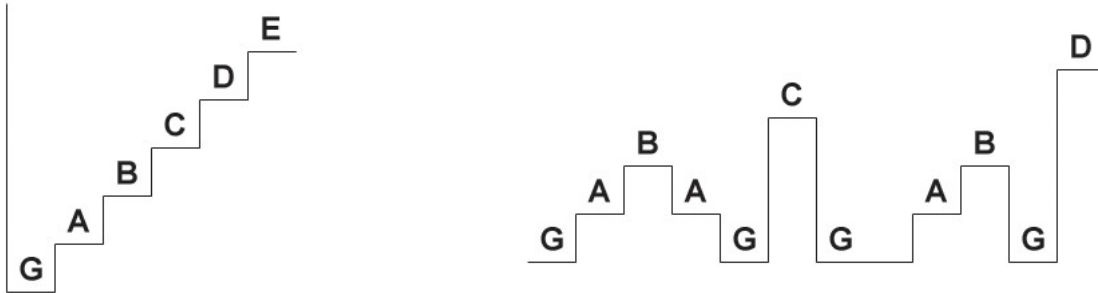


# Melody

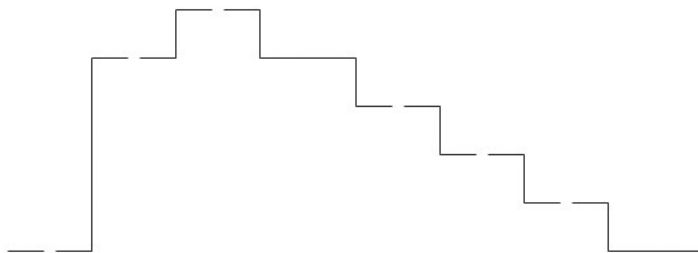
A melody is the tune that carries a piece of music. Let's see if you can create your own melodies using the following techniques:

## Example 1

Notes go up and down, like a set of stairs, to make a melody.

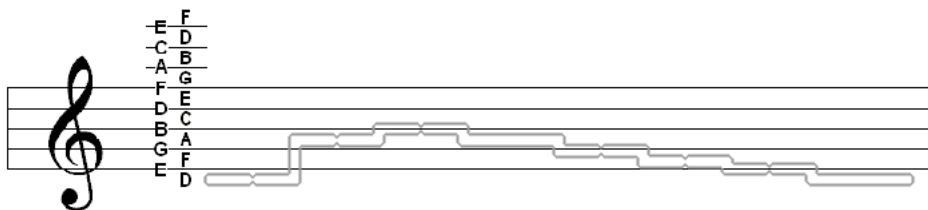


## Example 2



Fill in the notes for *Twinkle Twinkle Little Star...*

## Example 3






Notes can also be written on a 5-line staff. Replace the letters with dots...

...and this is what it will look like, eventually:



Make your own melodies. You can draw staircases or draw dots on the staves, or just draw!




Cut out the symbols below to create your own melody...

|            |            |            |            |            |
|------------|------------|------------|------------|------------|
| <b>A</b>   | <b>B</b>   | <b>C</b>   | <b>D</b>   | <b>E</b>   |
| <b>F</b>   | <b>G</b>   | <b>A</b>   | <b>B</b>   | <b>C</b>   |
| <b>D</b>   | <b>E</b>   | <b>F</b>   | <b>G</b>   | <b>A</b>   |
| <b>B</b>   | <b>C</b>   | <b>D</b>   | <b>E</b>   | <b>F</b>   |
| <b>G</b>   | <b>#</b>   | <b>#</b>   | <b>b</b>   | <b>b</b>   |
| <b>=</b>   | <b>=</b>   | <b>=</b>   | <b>=</b>   | <b>=</b>   |
| <b>—</b>   | <b>—</b>   | <b>—</b>   | <b>—</b>   | <b>—</b>   |
| <b>)</b>   | <b>)</b>   | <b>)</b>   | <b>)</b>   | <b>)</b>   |
| <b>  :</b> | <b>  :</b> | <b>  :</b> | <b>  :</b> | <b>  :</b> |
| <b>,</b>   | <b>,</b>   | <b>,</b>   | <b>,</b>   | <b>,</b>   |



...and paste them below:

A large, empty rectangular box with a thin black border, intended for pasting content. It occupies the majority of the page's vertical space.





## Woodwind Instruments

Describe how woodwinds are played.

In order to make sound on a woodwind instrument you must: \_\_\_\_\_

How many woodwind instruments can you name?

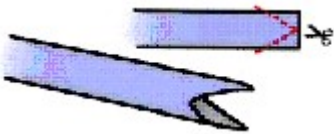


### **How to make a double reed instrument:**

First get a regular drinking straw.


Hold the top end flat.

Then, with a pair of scissors, cut the top (as shown here):



Next, make three holes at the bottom.

From the side it should look like this:




Put your fingers on the holes and blow hard through the top.

You are now a double reed player!

## Parts of the Violin



See if you can now remember all the parts:



**How to make your own string instrument:**

Get an empty shoe box.

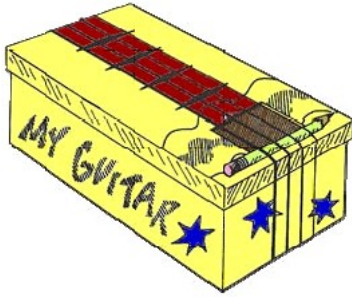
Cut a small hole on the top, towards one side.

Get 4 rubber bands.

Stretch the rubber bands around the shoe box.

Insert a pencil between the box and the rubber bands, across, next to the hole you cut earlier.

At the end, it should look like this:



Draw your favorite string instrument...

### Vocabulary 3


|                |  |
|----------------|--|
| Violin:        |  |
| Viola:         |  |
| Cello:         |  |
| Bass:          |  |
| Bow:           |  |
| Bridge:        |  |
| Arco:          |  |
| Vibration:     |  |
| Pizzicato:     |  |
| Accompaniment: |  |

## Brass

What are the names of the following brass instruments?



Parts of a Trumpet...



## Vocabulary 4

|                |  |
|----------------|--|
| Harmony:       |  |
| Dynamics:      |  |
| Tempo:         |  |
| Meter:         |  |
| Notation:      |  |
| Orchestration: |  |

## POA Follow-up Page

My favorite part of the POA program was:

---

---

---

---

---

---

---

---

---

---

My favorite musician was:

---

---

---

---

---

---

---

---

---

---

Something I learned was:

---

---

---

---

---

---

---

---

---

---

Something I remembered was:

---

---

---

---

---

---

---

---

---

---



